

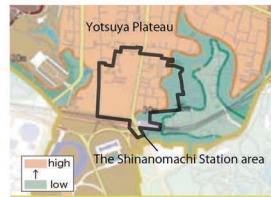
# Shinanomachi



There are various cultural facilities, including Bungakuza (a theatrical company) and the Min-On musical museum. Also, former Prime Ministers Tsuyoshi INUKAI and Hayato IKEDA lived in the area.



Shinanomachi Station, a landmark of the area, is used by 26,000 passengers everyday (2017).



Located at the eastern edge of the Musashino Plateau, where small valleys cut into the plateau, the eastern part of the area near the station consists of many slopes.

Source: Shinjuku scenery town development guidebook



The Keio University Hospital is located in the southwestern part of the area, and Soka Gakkai (a religious sect) buildings located in the southeastern part. A quiet residential area spreads out to the north.

## ANNUAL EVENTS



June SUGA shrine grand festival



August Shinanomachi Bon Odori dance festival



October Love Yotsuya Festival

## Access



Please check the information on the Town and Community Design the Shinanomachi Station area.



**The Shinanomachi Station area Town and Community Design Association Office**  
Shinjuku City, Urban Planning Department, Town Planning and Landscape Division  
Phone : 03-5273-3569 Fax : 03-3209-9227

# Shinanomachi Town Walk MAP



《 Published by 》

**The Shinanomachi Station area Town and Community Design Association**  
March, 2019

# About

The Gaienhighashi dori Ave. runs north-south through the center of the area, lined by many mid- and high-rise buildings with shops at ground level.



1974  
Source: Shinjuku Historical Museum

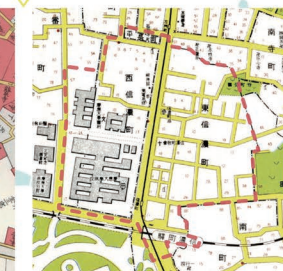
Present

## The origin of the name of Shinanomachi

The name 'Shinanomachi' originated from Naomasa NAGAI (Shinano no kami), one of feudal lords under Edo Shogunate, whose residence was located in the area (1587-1668). The Meiji Restoration created two new administrative districts in 1873: Yotsuya-Higashi-Shinanomachi (east side) and Sendagaya-Nishi-Shinanomachi (west side). The districts were merged in 1943 and the current Shinanomachi was created.



1864  
Source: Shinjuku Historical Museum



1941  
Source: Shinjuku Historical Museum

## History of area

- 1603 The Ieyasu TOKUGAWA shogunate founded his capital of Edo, the forerunner of Tokyo.
- 1605 Naomasa NAGAI was appointed as Shinano no kami, the fifth ranked feudal lord.
- 1868 Edo is renamed Tokyo
- 1885 Shinjuku Station opened
- 1888 The first division of the Imperial Japanese Army was stationed in the area.
- 1894 Koba railway opened. Shinanomachi Station and Yotsuya Station opened.
- 1906 Tokyo electric railroad company laid tracks in the area.
- 1912 Meiji Emperor's death. The Taisho period began.
- 1917 KEIO UNIVERSITY bought land from the Army in order to open its medical school.
- 1920 Keio Faculty of Medical Science established. The University Hospital opened.
- 1923 The Great Tokyo Earthquake
- 1926 Meiji Jingu Gaien park opened.
- 1930 The United Church of Christ in Japan relocated to Shinanomachi.
- 1932 Prime Minister INUKAI assassinated.
- 1943 Tokyo Metropolitan Government formed.
- 1945 The Great Tokyo Air Raid
- 1946 Shinano-Yu, a neighborhood owned public bath house opened.
- 1947 Shinjuku Ward established.
- 1950 Bungakuza theater opened.
- 1953 The headquarters of the Soka-Gakkai sect relocated to Shinanomachi.
- 1956 Shinano-Yu closed its bath house business.
- 1959 Crown Prince's Wedding Parade.
- 1964 Expressway Shinjuku Route No.4 completed. Tokyo Summer Olympics.
- 1969 Toden Railway Shinanomachi Line abolished.
- 1973 Construction of the Kanjo-line 3 (ring road) began.
- 1980 Shinanomachi Station opened
- 1993 New Station building opened
- 1997 Min-on music museum relocated to Shinanomachi.

Source: Local history of Shinanomachi, each homepage (Min-On: museum.min-on.or.jp Shinanomachi Church: shinanomachi-c.jp, etc.)

## Community Activities

### Crime Prevention

Supported by Yotsuya Police, a partnerships between the Neighborhood Association and the Shopping Center Promotion Associations offers 'community policing' services.



### Disaster Preparation

Preparing for natural disasters (such as earthquakes), the Neighborhood Association, the Shopping Center Promotion Associations and local businesses have a signed agreement for mutual assistance and corporation. The group implements disaster prevention drills in cooperation with Yotsuya Fire Department, Yotsuya Volunteer Fire Department, and Shinjuku Ward.



### The Shinanomachi Station area Town and Community Design Association

The association consists of local residents. Its mission is to discuss local issues and develop community plans to promote a sustainable future for the area. In 2018, the "Community Plan for the Shinanomachi Station area" was produced.



## 1 BUNGAKUZA ATELIER

The home of BUNGAKUZA theater company, completed in 1950. With the Mock-Tudor architectural style, the outer wall has a relief of lines from Shakespeare.



## 2 THE MONUMENT OF the 1964 OLYMPICS



Built by then Chair of the Neighborhood Association to commemorate the 1964 Tokyo Olympics.

## 3 MIN-ON MUSIC MUSEUM



One of few musical instrument museums in the world. 300,000 items including: antique pianos, music boxes, and folk instruments, as well as sound resources, scores and instruments which visitors can play.

## 4 FACULTY OF MEDICINE, KEIO UNIVERSITY

Keio University Shinanomachi campus, consisting of School of Medicine and Faculty of Nursing and Medical Care and hospital facilities. Photograph - Building for Preventive Medicine & Public Health, completed in 1929.



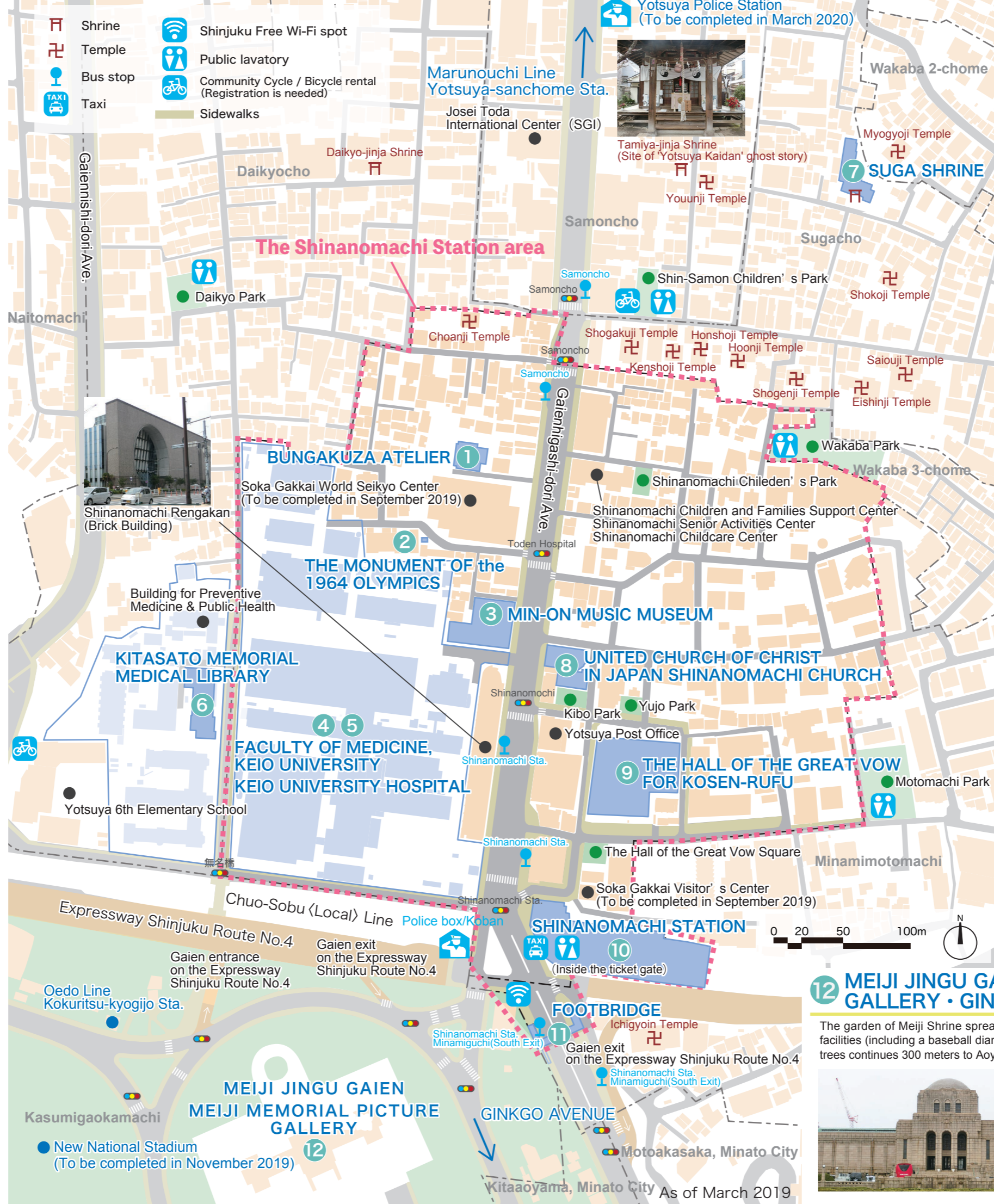
## 5 KEIO UNIVERSITY HOSPITAL

More than 3,000 patients visit the hospital everyday. It will celebrate its 100th anniversary in 2020. A new 11-floor building (Building 1) was opened in 2018.



## 6 KITASATO MEMORIAL MEDICAL LIBRARY

Established in 1937 in commemoration of Dr. Shibasaburo KITAZATO who was the first medical director of Keio University, the 'Shinanomachi Media Center' is a specialized medical library, open to medical researchers and medical professionals.



## 7 SUGA SHRINE

Founded in 1634. The painting of thirty six great poets (1836) is registered as a tangible cultural asset of Shinjuku Ward. Kagura (Shinto music and dance) is performed at the grand festival in June. Visitors enjoy a variety of outdoor stalls.



## 8 UNITED CHURCH OF CHRIST IN JAPAN SHINANOMACHI CHURCH



The original building (built in 1930) was rebuilt in 2004, by one of the top Japanese architects Shozo UCHII, featuring an octagonal roof.

## 9 THE HALL OF THE GREAT VOW FOR KOSEN-RUFU

The headquarters of Soka Gakkai, relocated here in 1953, was rebuilt in 2013 with pocket parks and wider sidewalks, which created a walkable neighbourhood environment.



## 10 SHINANOMACHI STATION



Originally opened in 1894, the current building complex, designed by architect Shinichi OKADA, was completed in 1993. A green wall creates a constantly changing landscape.

## 11 FOOTBRIDGE

A pedestrian bridge connects Shinanomachi Station and the New National Stadium. Featured in the popular animation movie, Your Name, it is a view point for the Station area and the greenery of Meiji Jingu Gaien Park.



## 12 MEIJI JINGU GAIEI • MEIJI MEMORIAL PICTURE GALLERY • GINKGO AVENUE

The garden of Meiji Shrine spreads across Shinjuku and Shibuya Cities. The area contains sports facilities (including a baseball diamond) and the Meiji Memorial Picture Gallery. An avenue of Ginkgo trees continues 300 meters to Aoyama-dori Ave., and is the site of a 'Ginkgo Festival' in November.

